



# Shared Care Program.

Changing the way pain is managed in the home.



## Setting up Shared Care – Professional Carer Guide

As a professional carer and registered PainChek licensee, you will be aware of the ongoing benefit of assessing patient pain with PainChek. With the new PainChek Shared Care License program, you can extend or share the care with home-based family carers.

A subscription to the Shared Care program is an option available to Professional Carer license holders. If your subscription includes the Shared Care program, your account will be activated by the PainChek customer support team. Once activated, you can follow the prompts below to share a patient profile with a family carer:

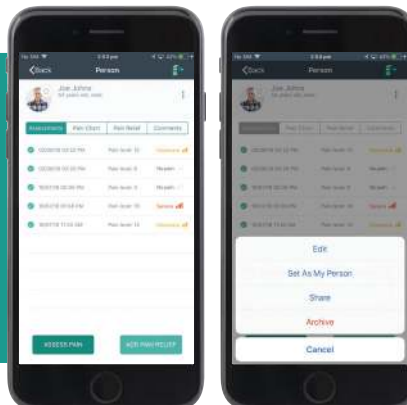
1

Using the PainChek app, go to the patient you would like to set up Shared Care for.



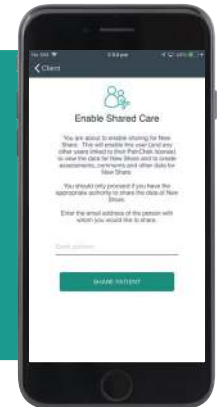
2

Select more options on the top right hand side and select 'Share'.



3

Enter the email address of the family carer that will be using PainChek and then press 'Share Patient' button.



4

You will then see a confirmation screen:



## Accepting Shared Care – Family Carer guide

With some simple training, the home-based family carer can continue to conduct pain assessments with PainChek in between your clinical consultations. All data associated with these assessments will automatically be saved in your enterprise database, for ongoing reporting and tracking of pain trends for that patient.

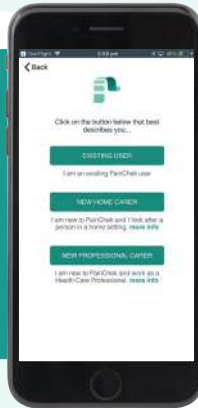
Once you have completed the share request, the family carer can activate their Shared Care license on their phone or tablet by following these prompts:

1

Download the PainChek app from either the App Store or Google play.

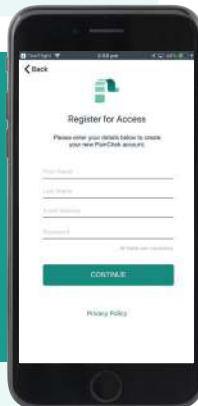


Select "New Family Carer" and follow the next few steps in the app to verify your account details.



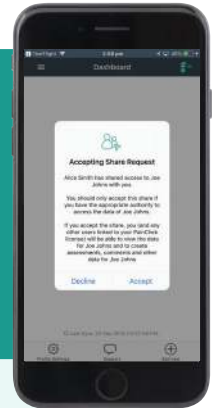
2

Register for PainChek using the same email address that was used to set up the share request.



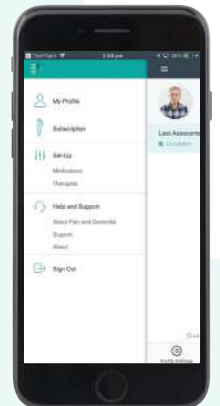
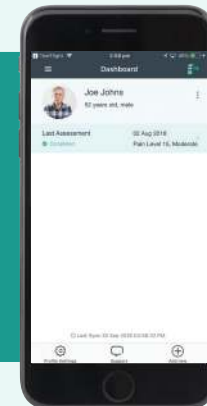
3

Once you have completed your account registration you will be prompted to accept the share request:



4

Please ensure you have reviewed the training information available from the app "Hamburger menu" and understand how to use the PainChek app before conducting a pain assessment.



For more information and example training videos  
visit [www.painchek.com](http://www.painchek.com)  
or call **1800 098 809**

PainChek® is a registered trademark of PainChek Limited  
Suite 401, 35 Lime Street, Sydney, NSW, 2000, Australia ABN 21 146 035 127  
Web: [www.painchek.com](http://www.painchek.com) Email: [info@painchek.com](mailto:info@painchek.com) Phone: **1800 098 809**

PChek0010 Sept. 2018.